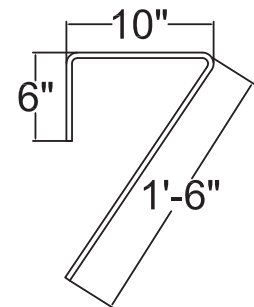
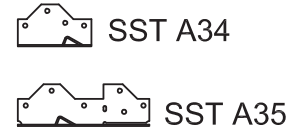


SECTION DETAIL A-A
SCALE: 1" = 1'-0"

NOTE:
ENSURE THAT ALL REBAR STIRRUPS ARE ADEQUATELY MARKED PRIOR TO POUR. THIS WILL ELIMINATE INTERFERENCE WITH TAPCON/TITEN SCREWS.

ALLOWABLE LIVE LOAD TABLE FOR LEDGER BLOCK WITH WOOD FLOOR SYSTEM DEAD LOAD	
TOTAL SERVICE LOAD = 1.20 kips/ft. of ICF WALL	
DEAD LOAD = 25psf (WOOD FLOOR SYSTEM)	
FLOOR SPAN (feet)	ALLOWABLE LIVE LOAD (psf)
18	108
20	95
22	84
24	75
26	67
28	61
30	55
32	50
34	46
36	42
38	38




NOTE:
ALL BENDS PER ANSI & STEEL INSTITUTE STANDARDS
- STEEL GRADES AS SPECIFIED
- DIMENSIONS TYPICAL FOR ALL LEDGE BLOCK APPLICATIONS

STIRRUP DETAIL
SCALE: NTS

- NOTES:
- USE OF EITHER 2X4 OR 2X6 (PICTURED) PRESSURE TREATED LUMBER IS ACCEPTABLE. INFERIOR FINISH AT CEILING JOINT MAY BE DRYWALL OR WOOD TRIM TO CONCEAL LEDGER BOARD.
 - SCREWS OR JOIST NAILS MAY BE USED FOR ATTACHING JOIST ANGLE BRACKET TO LEDGER PLATE. SEE HANGER MANUFACTURERS RECOMMENDATIONS FOR FASTENERS.

NOTE:
DUE TO VARIATIONS IN SELECTED PRINTER SETTINGS, NOTED SCALES MAY NO LONGER BE APPLICABLE.



	BRICKLEDGE 8" LEDGE BLOCK BB-8BL TO BUILDBLOCK BB-800			
	DATE/REV	11/2012	SCALE	NTS
NOTES				<h1>58A</h1>
9705 N. BROADWAY EXTENSION, SUITE 200, OKLAHOMA CITY, OK 73114 OFFICE: 405-840-3386 TOLL FREE: 866-222-2575 FAX: 831-597-0792 BUILDBLOCK.COM	CONSTRUCTION SHALL BE IN ACCORDANCE WITH ALL APPLICABLE LOCAL AND NATIONAL CODES. ALL DRAWINGS ARE SUBJECT TO CHANGE WITHOUT NOTICE.			