

CUTTING NOTES:

BY FOLLOWING THE PRESCRIBED CUT DIMENSIONS (2) LEDGE BLOCKS WILL YIELD (1) 90° CORNER ASSEMBLY WITH MINIMAL WASTE.

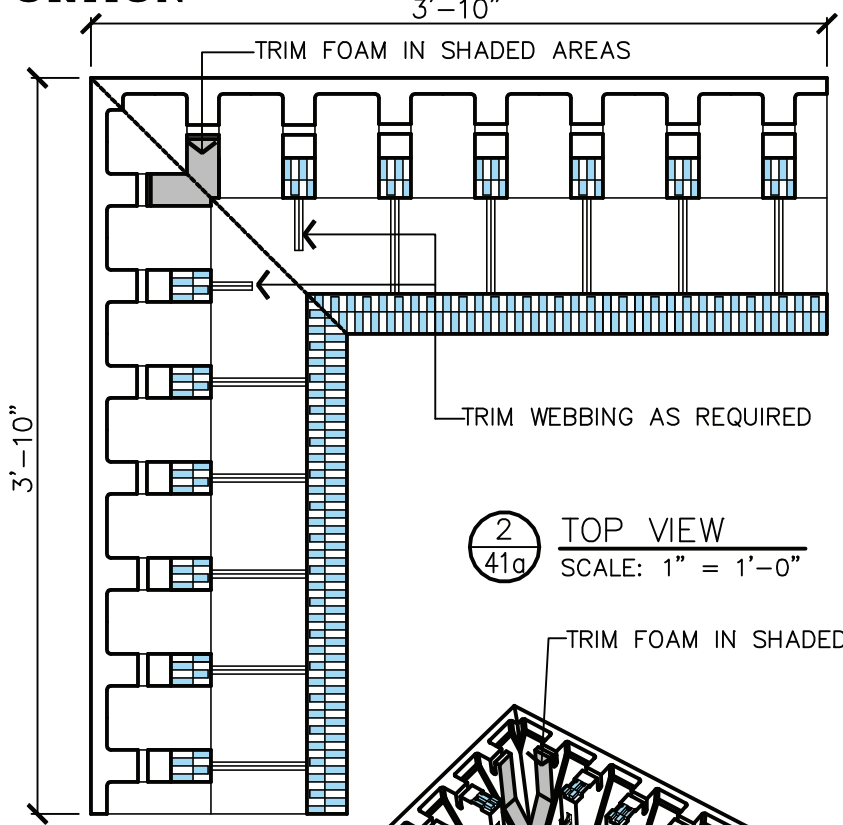
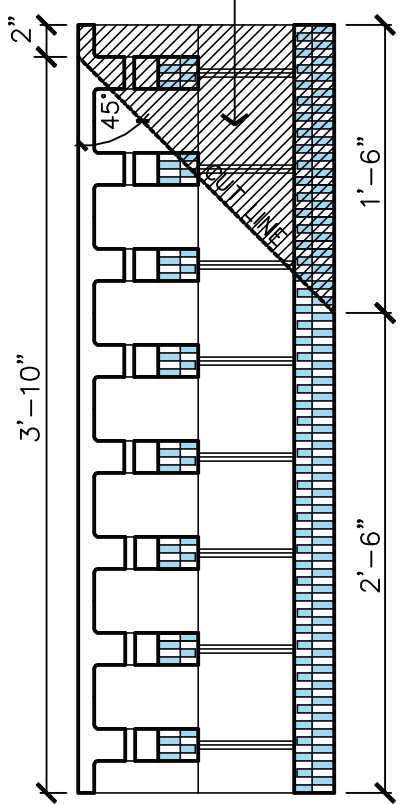
CUTTING DIAGRAM

(TOP VIEW FULL BLOCK)

SCALE: 1" = 1'-0"

**DISCARD THIS PORTION**

3 / 41a

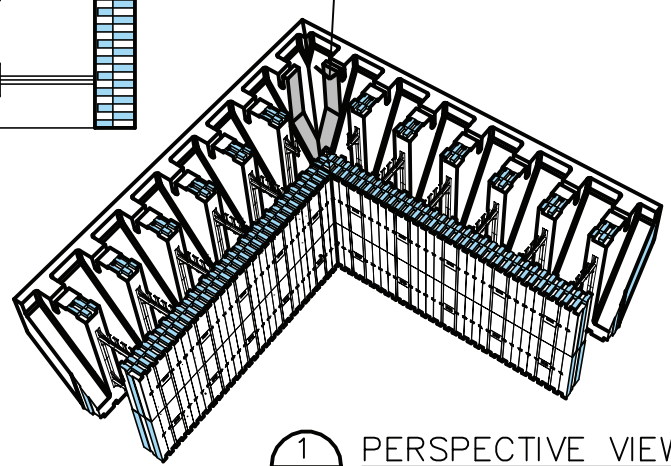


2 / 41a

TOP VIEW

SCALE: 1" = 1'-0"

TRIM FOAM IN SHADED AREAS



1 / 41a

PERSPECTIVE VIEW

NO SCALE

NOTE:

DUE TO VARIATIONS IN SELECTED PRINTER SETTINGS, NOTED SCALES MAY NO LONGER BE APPLICABLE



6" LEDGEBLOCK OUTSIDE 90° MITER NO. 1

DATE/REV	02-09-06 /1	SCALE	NTS	DETAIL SHEET
----------	-------------	-------	-----	--------------

NOTES	
-------	--

9705 N. BROADWAY EXTENSION, SUITE 200, OKLAHOMA CITY, OK 73114  
 OFFICE: 405-840-3386 | TOLL FREE: 866-222-2575 | FAX: 831-597-0792  
 BUILDBLOCK.COM

CONSTRUCTION SHALL BE IN ACCORDANCE WITH ALL APPLICABLE LOCAL AND NATIONAL CODES. ALL DRAWINGS ARE SUBJECT TO CHANGE WITHOUT NOTICE.

**41A**