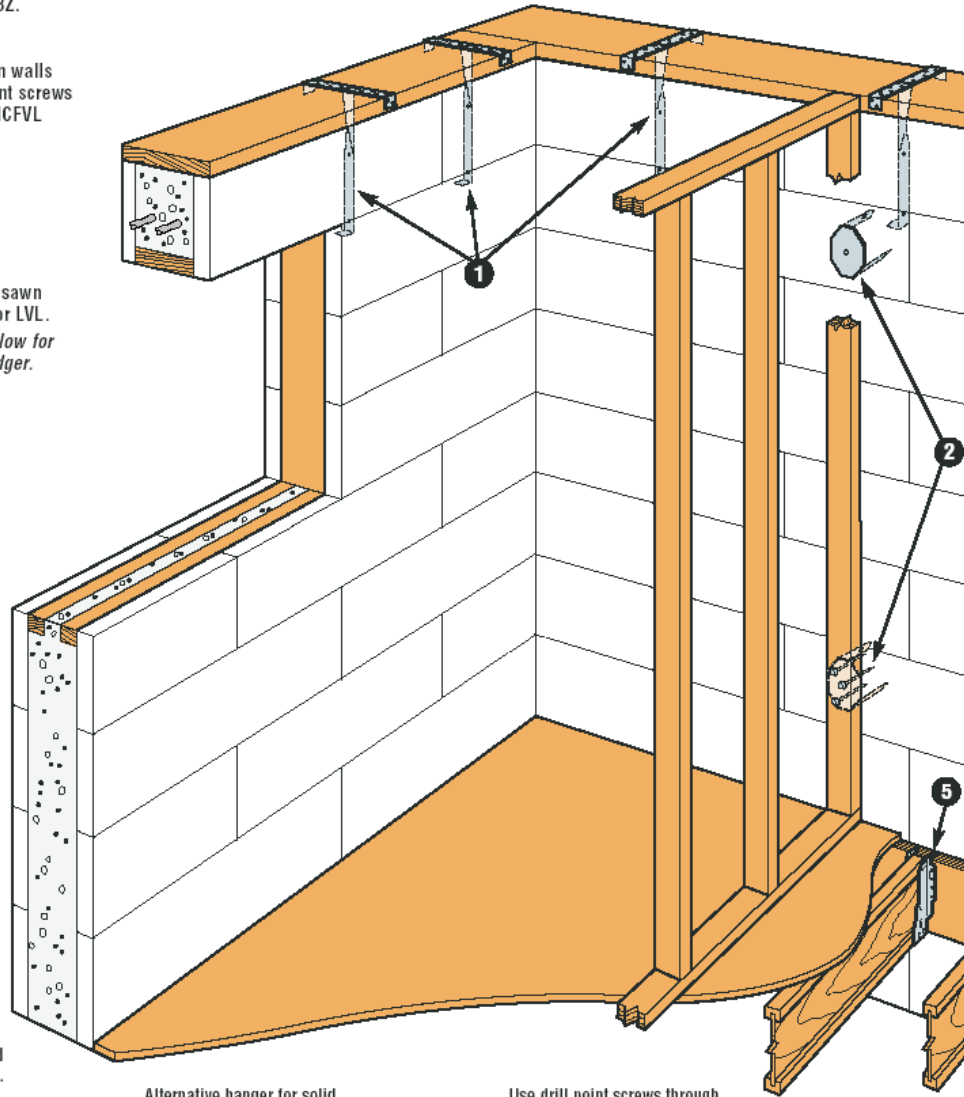


ICF Connectors

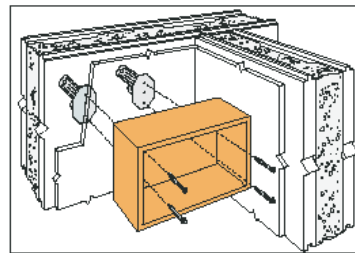
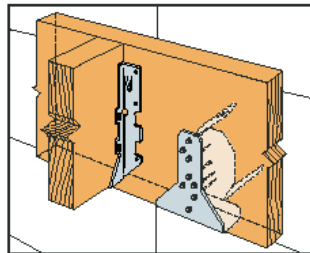
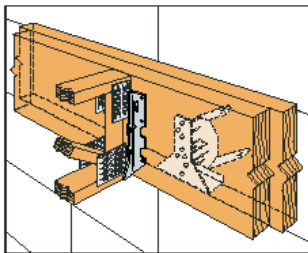
- 1 Use MAB15Z or MAB23Z.
- 2 Attach interior partition walls with 1/4-14 #3 drill point screws (sold separately) into ICFVL where needed.
- 3 Use ICFVL to attach ledger to ICF.
- 4 Use ICFVL-W for solid sawn lumber or ICFVL-CW for LVL.
NOTE: See drawing below for detail on double 2x ledger.
- 5 Use IUS hanger for I-joist floor system.



Typical face mount floor truss hangers include, but not limited to, LUS, HUS, HGUS and HHUS. Attachment of second ledger to be designed by others.

Alternative hanger for solid sawn floor joist using LUS.

Use drill point screws through wood cabinets and into ICFVL.



DETAIL SHEET CONTAINS SPECIFICATIONS AND DETAILS PROVIDED BY SIMPSON STRONG-TIE INC. BUILDBLOCK ASSUMES NO LIABILITY FOR THE USE OF ANY INFORMATION PROVIDED BY THE MANUFACTURER. IT SHALL BE THE USER'S RESPONSIBILITY TO VERIFY THE CURRENT STATUS AND APPLICATION CHANGES WITH THE MANUFACTURER. CONTACT: ON-LINE WWW.STONGTIE.COM - ENGINEERING SUPPORT AT 1-800-999-5099



9705 N. BROADWAY EXTENSION, SUITE 200, OKLAHOMA CITY, OK 73114
 OFFICE: 405-840-3386 | TOLL FREE: 866-222-2575 | FAX: 831-597-0792
 BUILDBLOCK.COM

SIMPSON ICF CONNECTORS

DATE/REV 03-12-07 /2

SCALE NTS

DETAIL SHEET

NOTES

CONSTRUCTION SHALL BE IN ACCORDANCE WITH ALL APPLICABLE LOCAL AND NATIONAL CODES. ALL DRAWINGS ARE SUBJECT TO CHANGE WITHOUT NOTICE.

15A